


# Super Straw-Toppers



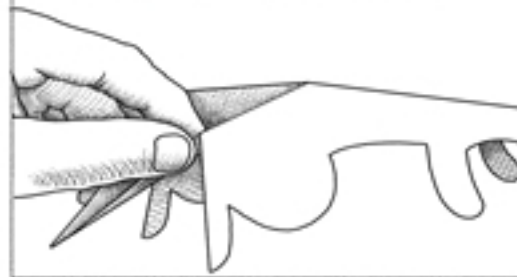
Doodle more spots on the leopard and give the lion a curly mane.



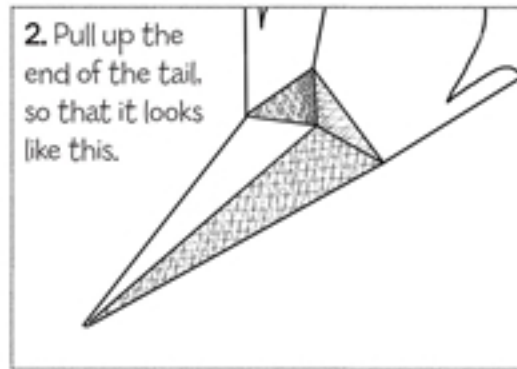
# Cool Kangaroo

Turn the page and doodle your design before you cut out your kangaroo.

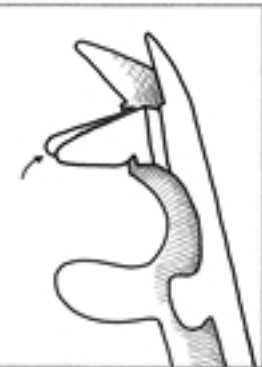
1. Cut out the the shape along the solid line and fold along the dotted lines.



2. Pull up the end of the tail, so that it looks like this.



3. Pinch the two sides of the muzzle together and push them in. Secure with a spot of glue.



This is the inside of your kangaroo. Doodle a design on the other side and cut it out.

Finished kangaroo.

